








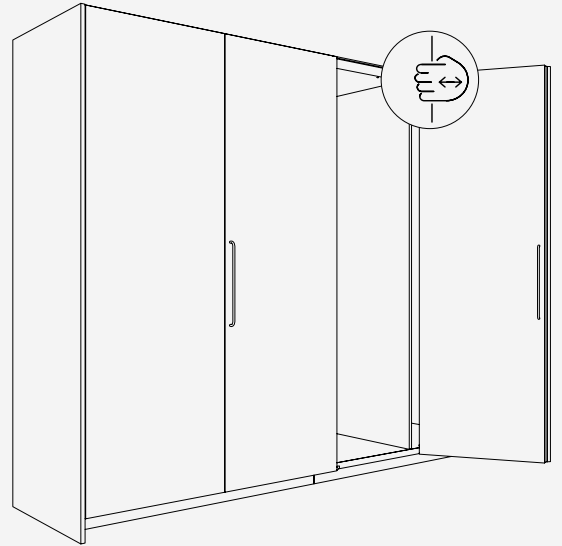
Hardware for pivoting, folding and lateral sliding in of wooden doors up to 25 kg (55 lbs). Uniform, flush front design with even gap pattern. Invisible technology. Pull version with handle.

Product highlights

-  **Flexibility** Variable door dimensions, also for floor-to-ceiling, walk-in closets – can be combined with Hawa Concepta III
-  **Productivity** Easy installation thanks to high degree of pre-assembly and intuitive adjustment
-  **Comfort** Opening and closing with very little effort – one hand is enough

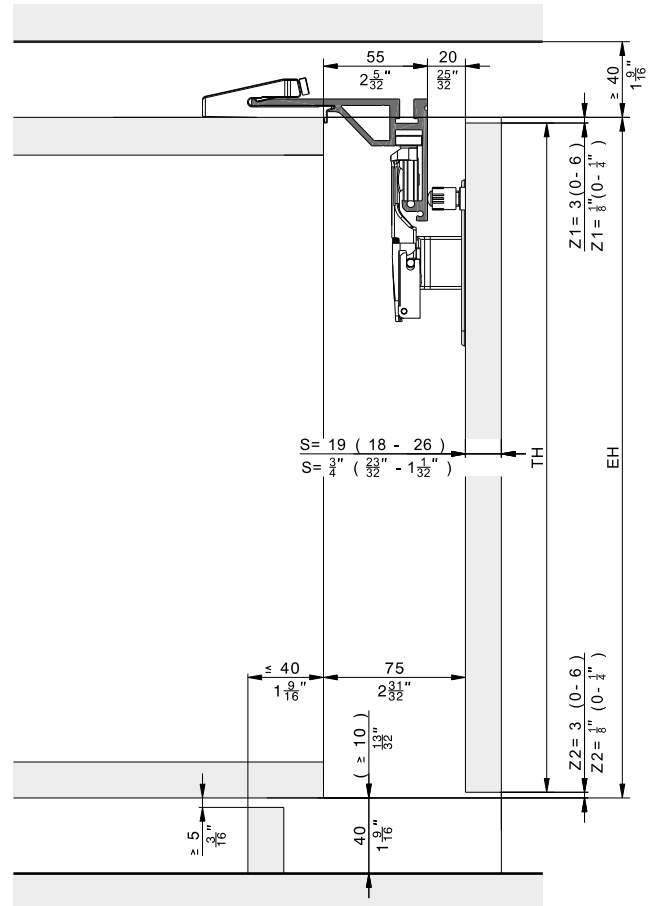
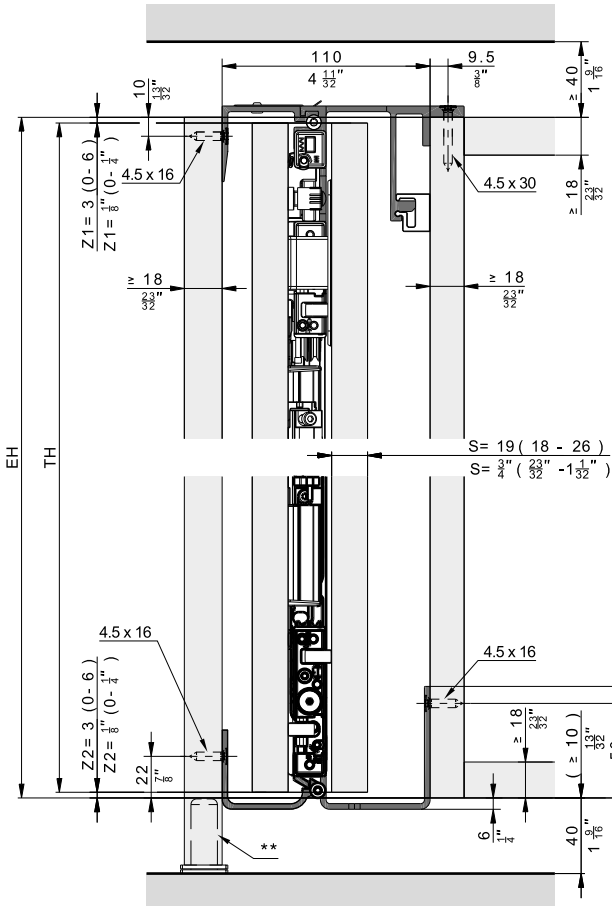
Technical specifications

-  10–25 kg (22 to 55 lbs.)
-  1900–2700 mm (6' 2 13/16" to 8' 10 5/16")
-  440–750 mm (1' 5 5/16" to 2' 5 17/32")
-  18–26 mm (23/32" to 1 1/32")



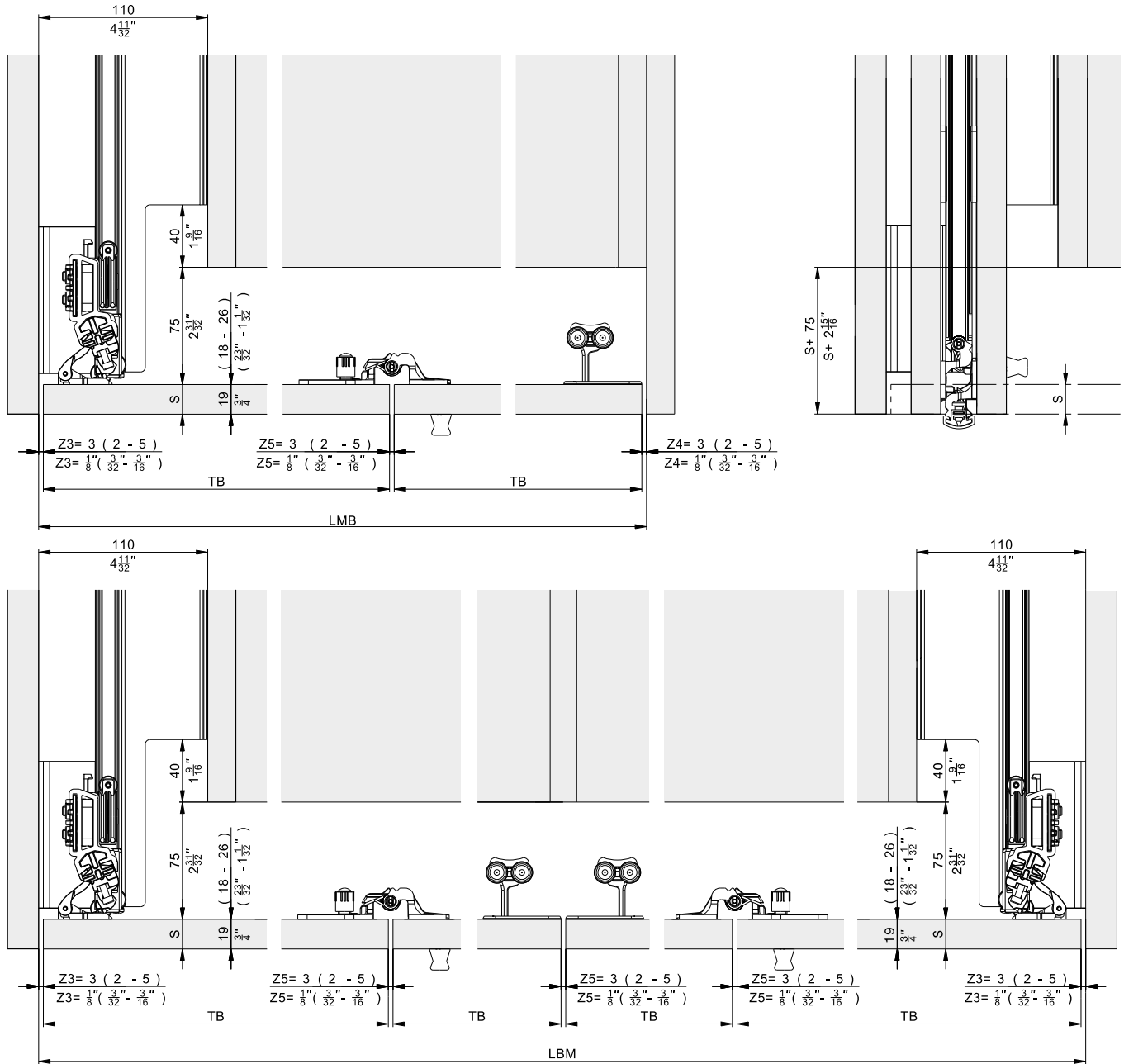
Installation examples

Overlay door without base profile



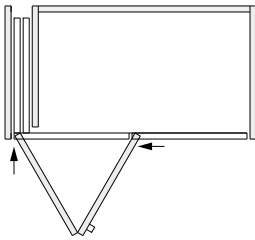
** Recommendation: Use adjustable foot

Overlay door without base profile, 2 and 4 doors



Required components

for 2-door cabinets

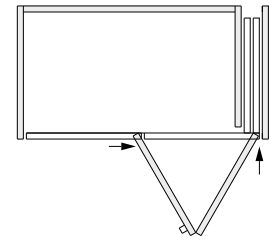


Hawa Folding Concepta III 25 Pull, left
Aluminum, anodized

	No.
Hawa Folding Concepta III 25 Pull, basic set, door height 1900–2700 mm (6' 2 13/16" to 8' 10 5/16")	31507
Hawa Folding Concepta III 20/25 Pull, slide-in set, left	31512
Hawa Folding Concepta III 20/25, track set 2 doors, left, aluminum, anodized	31514
Hawa Folding Concepta III 25, upright set, door height 1900–2700 mm (6' 2 13/16" to 8' 10 5/16"), aluminum, anodized	31520

Aluminum, black anodized

	No.
Hawa Folding Concepta III 25 Pull, basic set, door height 1900–2700 mm (6' 2 13/16" to 8' 10 5/16")	31507
Hawa Folding Concepta III 20/25 Pull, slide-in set, left	31512
Hawa Folding Concepta III 20/25, track set 2 doors, left, aluminum, black anodized	31521
Hawa Folding Concepta III 25, upright set, door height 1900–2700 mm (6' 2 13/16" to 8' 10 5/16"), aluminum, black anodized	31527



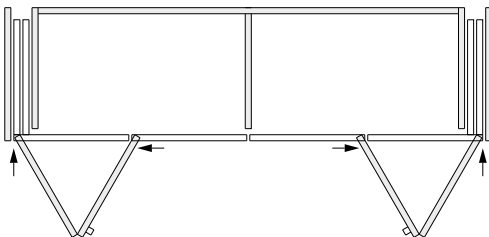
Hawa Folding Concepta III 25 Pull, right
Aluminum, anodized

	No.
Hawa Folding Concepta III 25 Pull, basic set, door height 1900–2700 mm (6' 2 13/16" to 8' 10 5/16")	31507
Hawa Folding Concepta III 20/25 Pull, slide-in set, right	31513
Hawa Folding Concepta III 20/25, track set 2 doors, right, aluminum, anodized	31515
Hawa Folding Concepta III 25, upright set, door height 1900–2700 mm (6' 2 13/16" to 8' 10 5/16"), aluminum, anodized	31520

Aluminum, black anodized

	No.
Hawa Folding Concepta III 25 Pull, basic set, door height 1900–2700 mm (6' 2 13/16" to 8' 10 5/16")	31507
Hawa Folding Concepta III 20/25 Pull, slide-in set, right	31513
Hawa Folding Concepta III 20/25, track set 2 doors, right, aluminum, black anodized	31522
Hawa Folding Concepta III 25, upright set, door height 1900–2700 mm (6' 2 13/16" to 8' 10 5/16"), aluminum, black anodized	31527

for 4-door cabinets



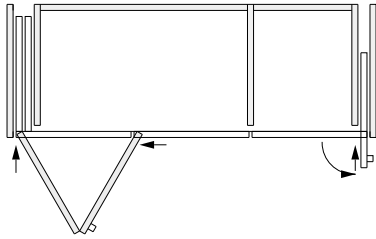
Hawa Folding Concepta III 25 Pull, left/right
Aluminum, anodized

	Pcs.	No.
Hawa Folding Concepta III 25 Pull, basic set, door height 1900–2700 mm (6' 2 13/16" to 8' 10 5/16")	2	31507
Hawa Folding Concepta III 20/25 Pull, slide-in set, left	1	31512
Hawa Folding Concepta III 20/25 Pull, slide-in set, right	1	31513
Hawa Folding Concepta III 20/25, track set 4 doors, aluminum, anodized	1	31518
Hawa Folding Concepta III 25, upright set, door height 1900–2700 mm (6' 2 13/16" to 8' 10 5/16"), aluminum, anodized	2	31520

Aluminum, black anodized

	Pcs.	No.
Hawa Folding Concepta III 25 Pull, basic set, door height 1900–2700 mm (6' 2 13/16" to 8' 10 5/16")	2	31507
Hawa Folding Concepta III 20/25 Pull, slide-in set, left	1	31512
Hawa Folding Concepta III 20/25 Pull, slide-in set, right	1	31513
Hawa Folding Concepta III 20/25, track set 4 doors, aluminum, black anodized	1	31525
Hawa Folding Concepta III 25, upright set, door height 1900–2700 mm (6' 2 13/16" to 8' 10 5/16"), aluminum, black anodized	2	31527

for 3-door cabinets



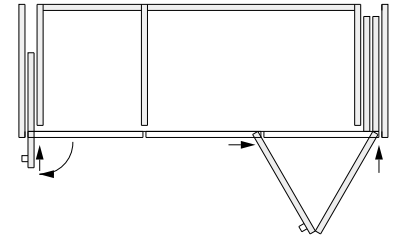
Hawa Folding Concepta III 25 Pull, left with
Hawa Concepta III 35 Pull, right

Aluminum, anodized

	No.
Hawa Folding Concepta III 25 Pull, basic set, door height 1900–2700 mm (6' 2 13/16" to 8' 10 5/16")	31507
Hawa Folding Concepta III 20/25 Pull, slide-in set, left	31512
Hawa Folding Concepta III 20/25, track set 3 doors, left, aluminum, anodized	31516
Hawa Folding Concepta III 25, upright set, door height 1900–2700 mm (6' 2 13/16" to 8' 10 5/16"), aluminum, anodized	31520
Hawa Concepta III 35 Push/Pull, basic set right, door height 1900–2700 mm (6' 2 13/16" to 8' 10 5/16")	30997
Hawa Concepta III 25/35 Pull, slide-in set, right	31001
Upright profile, for door height 1900–2700 mm (6' 2 13/16" to 8' 10 5/16"), aluminum, anodized, L= 2474 mm (8' 1 13/32")	30771
Connector set 55 mm (2 5/32"), for exterior connection to cabinet	31005

Aluminum, black anodized

	No.
Hawa Folding Concepta III 25 Pull, basic set, door height 1900–2700 mm (6' 2 13/16" to 8' 10 5/16")	31507
Hawa Folding Concepta III 20/25 Pull, slide-in set, left	31512
Hawa Folding Concepta III 20/25, track set 3 doors, left, aluminum, black anodized	31523
Hawa Folding Concepta III 25, upright set, door height 1900–2700 mm (6' 2 13/16" to 8' 10 5/16"), aluminum, black anodized	31527
Hawa Concepta III 35 Push/Pull, basic set right, door height 1900–2700 mm (6' 2 13/16" to 8' 10 5/16")	30997
Hawa Concepta III 25/35 Pull, slide-in set, right	31001
Upright profile, for door height 1900–2700 mm (6' 2 13/16" to 8' 10 5/16"), aluminum, anodized, L= 2474 mm (8' 1 13/32")	30771
Connector set 55 mm (2 5/32"), for exterior connection to cabinet	31005



Hawa Folding Concepta III 25 Pull, right with
Hawa Concepta III 35 Pull, left

Aluminum, anodized

	No.
Hawa Folding Concepta III 25 Pull, basic set, door height 1900–2700 mm (6' 2 13/16" to 8' 10 5/16")	31507
Hawa Folding Concepta III 20/25 Pull, slide-in set, right	31513
Hawa Folding Concepta III 20/25, track set 3 doors, right, aluminum, anodized	31517
Hawa Folding Concepta III 25, upright set, door height 1900–2700 mm (6' 2 13/16" to 8' 10 5/16"), aluminum, anodized	31520
Hawa Concepta III 35 Push/Pull, basic set left, door height 1900–2700 mm (6' 2 13/16" to 8' 10 5/16")	30996
Hawa Concepta III 25/35 Pull, slide-in set, left	31000
Upright profile, for door height 1900–2700 mm (6' 2 13/16" to 8' 10 5/16"), aluminum, anodized, L= 2474 mm (8' 1 13/32")	30771
Connector set 55 mm (2 5/32"), for exterior connection to cabinet	31005













Aluminum, black anodized

	No.
Hawa Folding Concepta III 25 Pull, basic set, door height 1900–2700 mm (6' 2 13/16" to 8' 10 5/16")	31507
Hawa Folding Concepta III 20/25 Pull, slide-in set, right	31513
Hawa Folding Concepta III 20/25, track set 3 doors, right, aluminum, black anodized	31524
Hawa Folding Concepta III 25, upright set, door height 1900–2700 mm (6' 2 13/16" to 8' 10 5/16"), aluminum, black anodized	31527
Hawa Concepta III 35 Push/Pull, basic set left, door height 1900–2700 mm (6' 2 13/16" to 8' 10 5/16")	30996
Hawa Concepta III 25/35 Pull, slide-in set, left	31000
Upright profile, for door height 1900–2700 mm (6' 2 13/16" to 8' 10 5/16"), aluminum, anodized, L= 2474 mm (8' 1 13/32")	30771
Connector set 55 mm (2 5/32"), for exterior connection to cabinet	31005

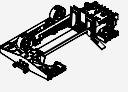
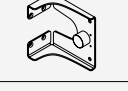


Hawa Configurator

List of individual parts, which are included in the sets

Set for 1 folding/slide-in door up to 25 kg (55 lbs.)

		No.	
Hawa Folding Concepta III 25 Pull, basic set, door height 1900–2700 mm (6' 2 13/16" to 8' 10 5/16")		31507	
Set consisting of:		31507	No.
	Slot nuts for hinge attachment, plastic, black	4	30686
	Mounting plate for hinge with height adjustment, steel, nickel-plated	1	30738
	Concealed hinge, with soft closing mechanism and closing spring, steel, nickel plated	4	31070
	Center concealed hinge, not spring loaded, steel, matt nickel-plated	4	31362
	Screw for concealed hinges and center concealed hinges, 4x16 mm (5/32"x5/8"), set of 26 pieces	1	31533
	Folding running gear, nickel-plated	1	31313
	Folding running gear hinge	1	31314
	Soft closing mechanism with end stop	1	31222
	Stop buffer adjustable, plastic, anthracite	1	31550
	Set of adjusting tools	1	31047
	Countersunk head screw, 4.5x16 mm (3/16"x5/8"), steel, zinc-plated, set of 28 pieces	1	31529
	Screw set for double running track and Connector attachment at the bottom	1	31530

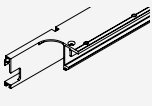
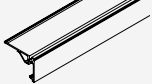
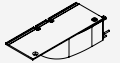
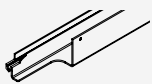
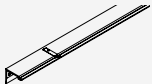





Suitable slide-in set

		No.		
Hawa Folding Concepta III 20/25 Pull, slide-in set, left		31512		
Hawa Folding Concepta III 20/25 Pull, slide-in set, right		31513		
Set consisting of:		31512	31513	No.
	Slide-in unit Hawa Folding Concepta III 20/25 Pull, left	1		31004
	Pull end stop bracket, steel, zinc-plated	1	1	31541
	Slide-in securing mechanism, plastic, black	1	1	30966
	Slide-in unit Hawa Folding Concepta III 20/25 Pull, right		1	31046

Suitable 2-door and 4-door track sets, aluminum, anodized


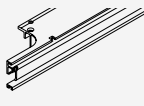
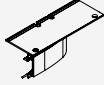
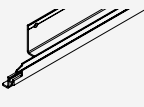
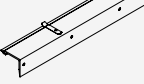
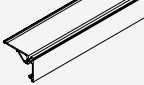
	No.
Hawa Folding Concepta III 20/25, track set 2 doors, left, aluminum, anodized	31514
Hawa Folding Concepta III 20/25, track set 2 doors, right, aluminum, anodized	31515
Hawa Folding Concepta III 20/25, track set 4 doors, aluminum, anodized	31518

Set consisting of:

		31514	31515	31518	No.
 Double running track top left, aluminum, anodized, L= 820 mm (2' 8 9/32")	1		1		31339
 Running track front, aluminum, anodized, L= 1272 mm (4' 2 3/32")	1	1			31210
 Running track curve, left, aluminum, anodized	1		1		31365
 Bottom guide track left, aluminum, anodized, L= 820 mm (2' 8 9/32")	1		1		31336
 Connector, top left L= 788 mm (2' 7 1/32")	1		1		31370
 Connecting profile for Connector, top, aluminum, L= 660 mm (2' 1 31/32")	1	1		2	30977
 Connector clips, bottom, plastic, black, L= 94 mm (3 11/16")	3	3		6	31086
 Connector part for running track curve, steel, zinc-plated	1	1		2	31543
 Double running track support, plastic, black	1	1		2	31359
 Running track adapter, plastic, anthracite, set of 4 pieces	1	1		2	23645




Continued table on next column

Table continued from previous column

 Countersunk head screw for running track adapter, 4.5x16 mm (3/16"x5/8"), set of 16 pieces	1	1	2		31585
 Double running track top right, aluminum, anodized, L= 820 mm (2' 8 9/32")		1	1		31340
 Running track curve, right, aluminum, anodized		1	1		31366
 Bottom guide track right, aluminum, anodized, L= 820 mm (2' 8 9/32")		1	1		31337
 Connector, top right, L= 788 mm (2' 7 1/32")		1	1		31371
 Running track front, aluminum, anodized, L= 2539 mm (8' 3 31/32")			1		31343

Upright set, aluminum, anodized

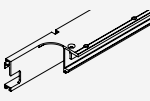
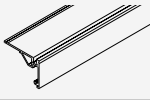
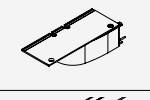
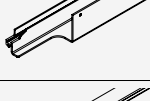
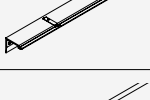

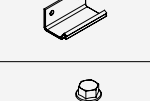
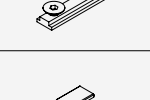
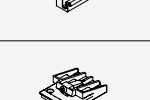


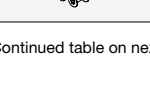
	No.
Hawa Folding Concepta III 25, upright set, door height 1900–2700 mm (6' 2 13/16" to 8' 10 5/16"), aluminum, anodized	31520

	31520	No.
 Upright profile, for door height 1900–2700 mm (6' 2 13/16" to 8' 10 5/16"), aluminum, anodized, L= 2474 mm (8' 1 13/32")	1	30771
 Cover panel for door joint, for door height 1900–2700 mm (6' 2 13/16" to 8' 10 5/16"), aluminum, anodized, L= 2700 mm (8' 10 5/16")	1	31232
 Retaining clip for cover panel 2700 mm (8' 10 5/16"), plastic, black, set of 8 pieces	1	31503

Suitable 3-door track sets, aluminum, anodized

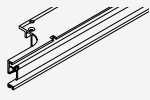
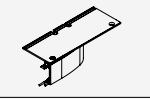
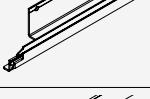

	No.
Hawa Folding Concepta III 20/25, track set 3 doors, left, aluminum, anodized	31516
Hawa Folding Concepta III 20/25, track set 3 doors, right, aluminum, anodized	31517

Set consisting of:

		31516	31517	No.
 Double running track top left, aluminum, anodized, L= 820 mm (2' 8 9/32")	1			31339
 Running track front, aluminum, anodized, L= 1954 mm (6' 4 15/16")	1	1		31341
 Running track curve, left, aluminum, anodized	1			31365
 Bottom guide track left, aluminum, anodized, L= 820 mm (2' 8 9/32")	1			31336
 Connector, top left L= 788 mm (2' 7 1/32")	1			31370
 Connecting profile for Connector, top, aluminum, L= 660 mm (2' 1 31/32")	1	1		30977
 Connector clips, bottom, plastic, black, L= 94 mm (3 11/16")	3	3		31086
 Connector part for running track curve, steel, zinc-plated	1	1		31543
 Double running track support, plastic, black	1	1		31359
 Running track adapter, plastic, anthracite, set of 6 pieces	1	1		24870
 Stop set 3 doors Push/Pull	1	1		31538
 Countersunk head screw for running track adapter, 4.5x16 mm (3/16"x5/8"), set of 24 pieces	1	1		31587

Continued table on next column

Table continued from previous column

 Double running track top right, aluminum, anodized, L= 820 mm (2' 8 9/32")	1			31340
 Running track curve, right, aluminum, anodized	1			31366
 Bottom guide track right, aluminum, anodized, L= 820 mm (2' 8 9/32")	1			31337
 Connector, top right, L= 788 mm (2' 7 1/32")	1			31371

Suitable 2-door and 4-door track sets, aluminum, black anodized

	No.
Hawa Folding Concepta III 20/25, track set 2 doors, left, aluminum, black anodized	31521
Hawa Folding Concepta III 20/25, track set 2 doors, right, aluminum, black anodized	31522
Hawa Folding Concepta III 20/25, track set 4 doors, aluminum, black anodized	31525

Set consisting of:		31521	31522	31525	No.
	Double running track top left, aluminum, anodized, L= 820 mm (2' 8 9/32")	1		1	31339
	Running track front, aluminum, black anodized, L= 1272 mm (4' 2 3/32")	1	1		31211
	Running track curve, left, aluminum, black anodized	1		1	31367
	Bottom guide track left, aluminum, anodized, L= 820 mm (2' 8 9/32")	1		1	31336
	Connector, top left L= 788 mm (2' 7 1/32")	1		1	31370
	Connecting profile for Connector, top, aluminum, L= 660 mm (2' 1 31/32")	1	1	2	30977
	Connector clips, bottom, plastic, black, L= 94 mm (3 11/16")	3	3	6	31086
	Connector part for running track curve, steel, zinc-plated	1	1	2	31543
	Double running track support, plastic, black	1	1	2	31359
	Running track adapter, plastic, anthracite, set of 4 pieces	1	1	2	23645

Continued table on next column

Table continued from previous column

	Countersunk head screw for running track adapter, 4.5x16 mm (3/16"x5/8"), set of 16 pieces	1	1	2	31585
	Cover-up pen for cut edge, black	1	1	1	52117
	Double running track top right, aluminum, anodized, L= 820 mm (2' 8 9/32")		1	1	31340
	Running track curve, right, aluminum, black anodized		1	1	31368
	Bottom guide track right, aluminum, anodized, L= 820 mm (2' 8 9/32")		1	1	31337
	Connector, top right, L= 788 mm (2' 7 1/32")		1	1	31371
	Running track front, aluminum, black anodized, L= 2539 mm (8' 3 31/32")			1	31344

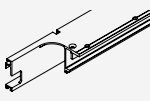
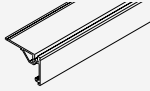
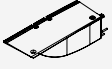

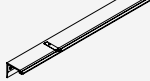







Upright set, aluminum, black anodized

	No.
Hawa Folding Concepta III 25, upright set, door height 1900–2700 mm (6' 2 13/16" to 8' 10 5/16"), aluminum, black anodized	31527

Set consisting of:		31527	No.
	Upright profile, for door height 1900–2700 mm (6' 2 13/16" to 8' 10 5/16"), aluminum, anodized, L= 2474 mm (8' 1 13/32")	1	30771
	Cover panel for door joint, for door height 1900–2700 mm (6' 2 13/16" to 8' 10 5/16"), aluminum, black anodized, L= 2700 mm (8' 10 5/16")	1	31233
	Retaining clip for cover panel 2700 mm (8' 10 5/16"), plastic, black, set of 8 pieces	1	31503






Suitable 3-door track sets, aluminum, black anodized

	No.
Hawa Folding Concepta III 20/25, track set 3 doors, left, aluminum, black anodized	31523
Hawa Folding Concepta III 20/25, track set 3 doors, right, aluminum, black anodized	31524


Set consisting of:			No.
	31523	31524	
 Double running track top left, aluminum, anodized, L= 820 mm (2' 8 9/32")	1		31339
 Running track front, aluminum, black anodized, L= 1954 mm (6' 4 15/16")	1	1	31342
 Running track curve, left, aluminum, black anodized	1		31367
 Bottom guide track left, aluminum, anodized, L= 820 mm (2' 8 9/32")	1		31336
 Connector, top left L= 788 mm (2' 7 1/32")	1		31370
 Connecting profile for Connector, top, aluminum, L= 660 mm (2' 1 31/32")	1	1	30977
 Connector clips, bottom, plastic, black, L= 94 mm (3 11/16")	3	3	31086
 Connector part for running track curve, steel, zinc-plated	1	1	31543
 Double running track support, plastic, black	1	1	31359
 Running track adapter, plastic, anthracite, set of 6 pieces	1	1	24870
 Stop set 3 doors Push/Pull	1	1	31538
 Countersunk head screw for running track adapter, 4.5x16 mm (3/16"x5/8"), set of 24 pieces	1	1	31587

Continued table on next column

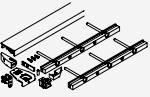
Table continued from previous column

 Cover-up pen for cut edge, black	1	1	52117
 Double running track top right, aluminum, anodized, L= 820 mm (2' 8 9/32")		1	31340
 Running track curve, right, aluminum, black anodized		1	31368
 Bottom guide track right, aluminum, anodized, L= 820 mm (2' 8 9/32")		1	31337
 Connector, top right, L= 788 mm (2' 7 1/32")		1	31371

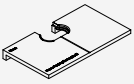

Reinforcement profiles

	No.	
	Reinforcement profile for running track front, 2765 mm (9' 27/32"), 4 doors, aluminum, anodized	52109
	Reinforcement profile for running track front, 2085 mm (6' 10 3/32"), 3 doors, aluminum, anodized	52110

Base profiles

	No.	
	Base profile set, 2 doors, aluminum, anodized	52089
	Base profile set, 3 doors, aluminum, anodized	52090
	Base profile set, 4 doors, aluminum, anodized	52091
	Base profile set, 2 doors, aluminum, black anodized	52092
	Base profile set, 3 doors, aluminum, black anodized	52093
	Base profile set, 4 doors, aluminum, black anodized	52094

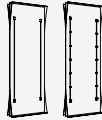
Accessories

	No.	
	Routing jig for folding hinge	52121
	Magnetic centering part, with including drilling jig, aluminum, anodized	24006

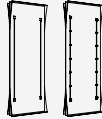
Straightening fitting

→ Details under Accessories from page 323

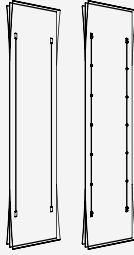
Aluminum, untreated

	No.	
	Straightening fitting for doors 2040–2600 mm (6' 8 5/16" to 8' 6 3/8"), aluminum	056.3192.072
	Straightening fitting for doors 1715–2275 mm (3' 11 27/32" to 5' 9 7/8"), aluminum	056.3192.079

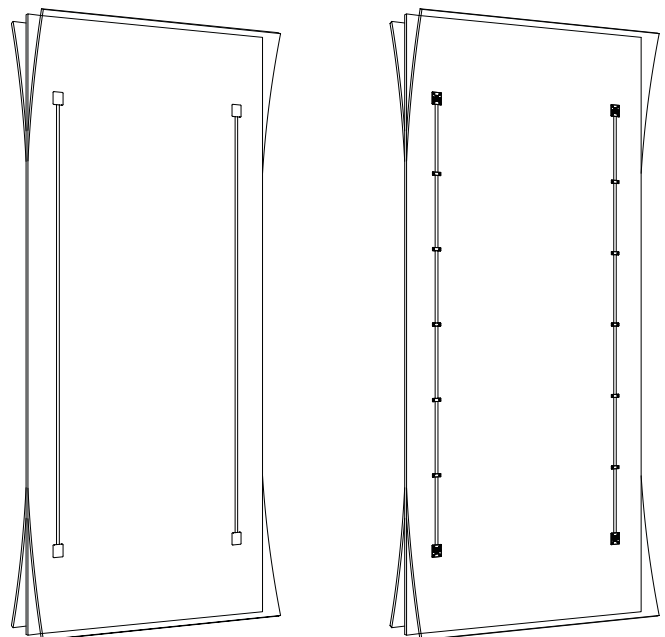
Aluminum, anodized

	No.	
	Straightening fitting for doors 2240–2850 mm (7' 4 3/16" to 9' 4 7/32"), aluminum, anodized	056.3192.071
	Straightening fitting for doors 2040–2600 mm (6' 8 5/16" to 8' 6 3/8"), aluminum, anodized	056.3192.082

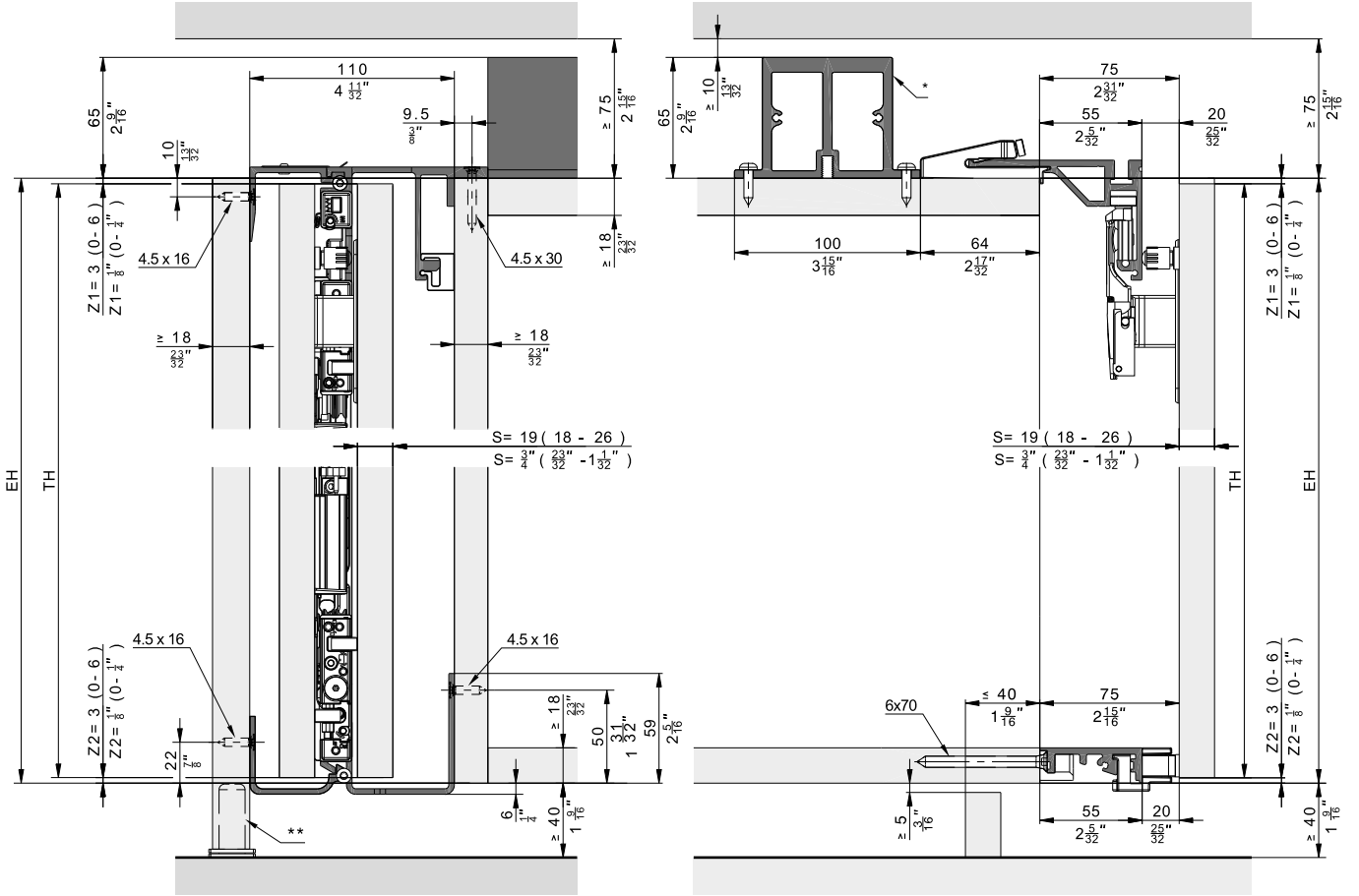
Aluminum, black anodized

	No.	
	Straightening fitting for doors 2240–2850 mm (7' 4 3/16" to 9' 4 7/32"), aluminum, black anodized	056.3192.074
	Straightening fitting for doors 2040–2600 mm (6' 8 5/16" to 8' 6 3/8"), aluminum, black anodized	056.3192.075
	Straightening fitting for doors 1715–2275 mm (5' 7 15/32" to 7' 5 9/16"), aluminum, black anodized	056.3192.081

Straightening fitting



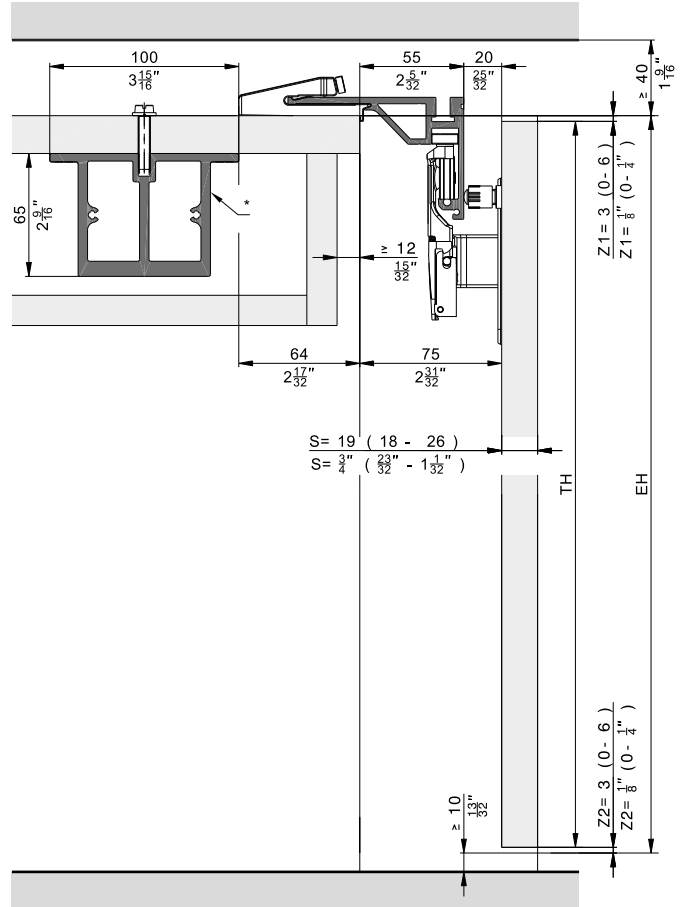
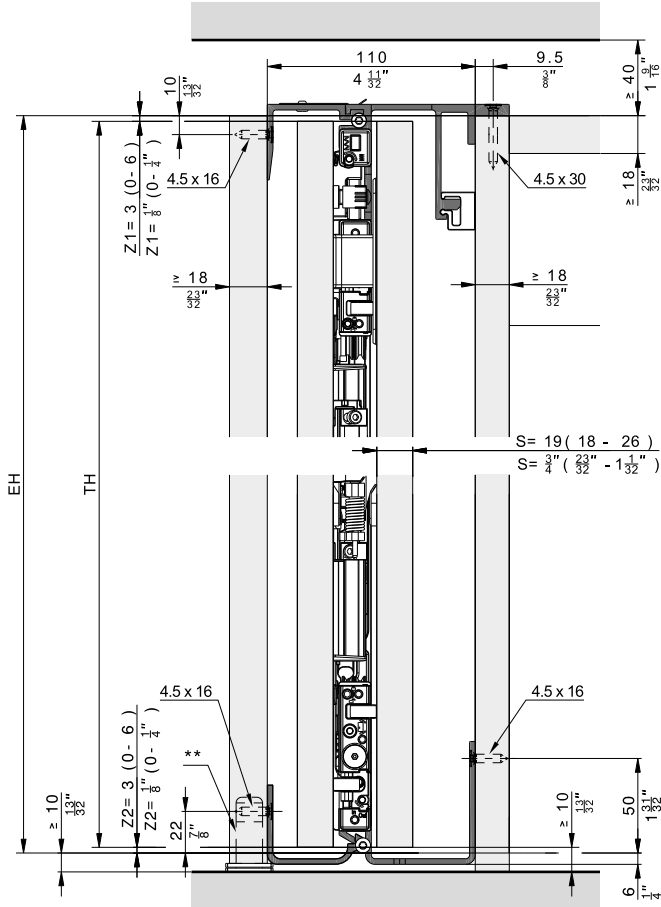
Further installation examples
 Overlay door with base profile, 2 and 4 doors



* Reinforcement profile for 3-door and 4-door systems without separating walls

** Recommendation: Use adjustable foot

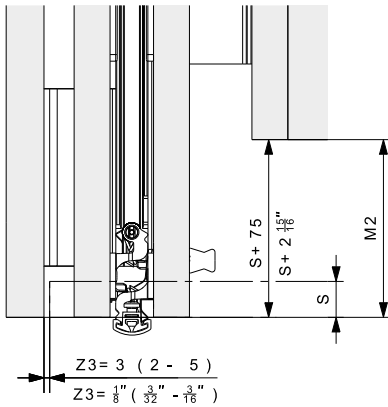
Floor-to-ceiling doors without base panels,
2 doors and 4 doors



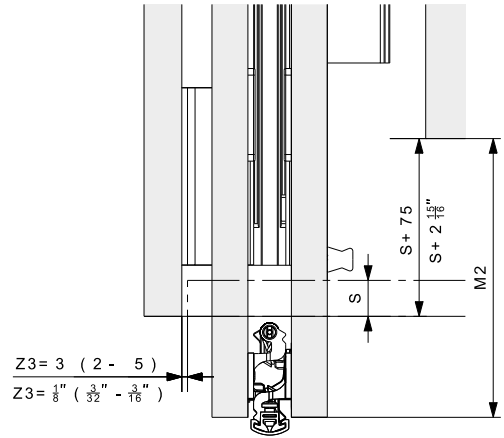
- * Reinforcement profile for 3-door and 4-door systems without separating walls
- ** Recommendation: Use adjustable foot

Hardware depth calculation

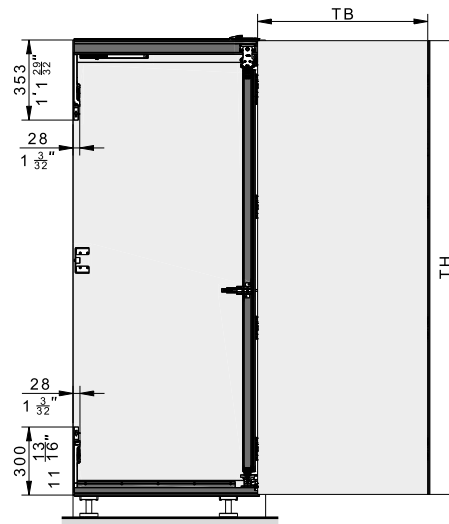
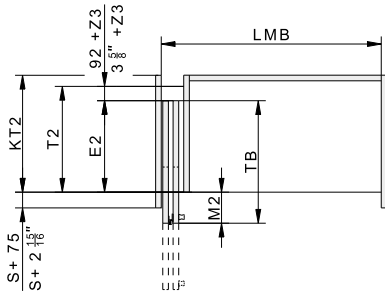
Flush door



Protruding door



	mm	Inch
T2	TB + 92 + Z3 - M2	TB + 3 5/8" + Z3 - M2
E2	TB - M2	TB - M2
KT2	≥ T2	≥ T2
M2	≥ S + 75 ≤ TB - 390	≥ S + 2 15/16" ≤ TB - 1' 3 11/32"



- S = Door thickness
- Z = Gap size
- E2 = Slide-in depth
- T2 = Hardware depth
- TB = Door width
- TH = Door height
- KT2 = Cabinet depth
- LMB = Inside clearance
- M2 = Door projection over cabinet

Accessories

– Straightening fitting from page 323

Planning/execution

Configure with just a few clicks at www.hawa.com/configurator

Further information about the product can be found on www.hawa.com.