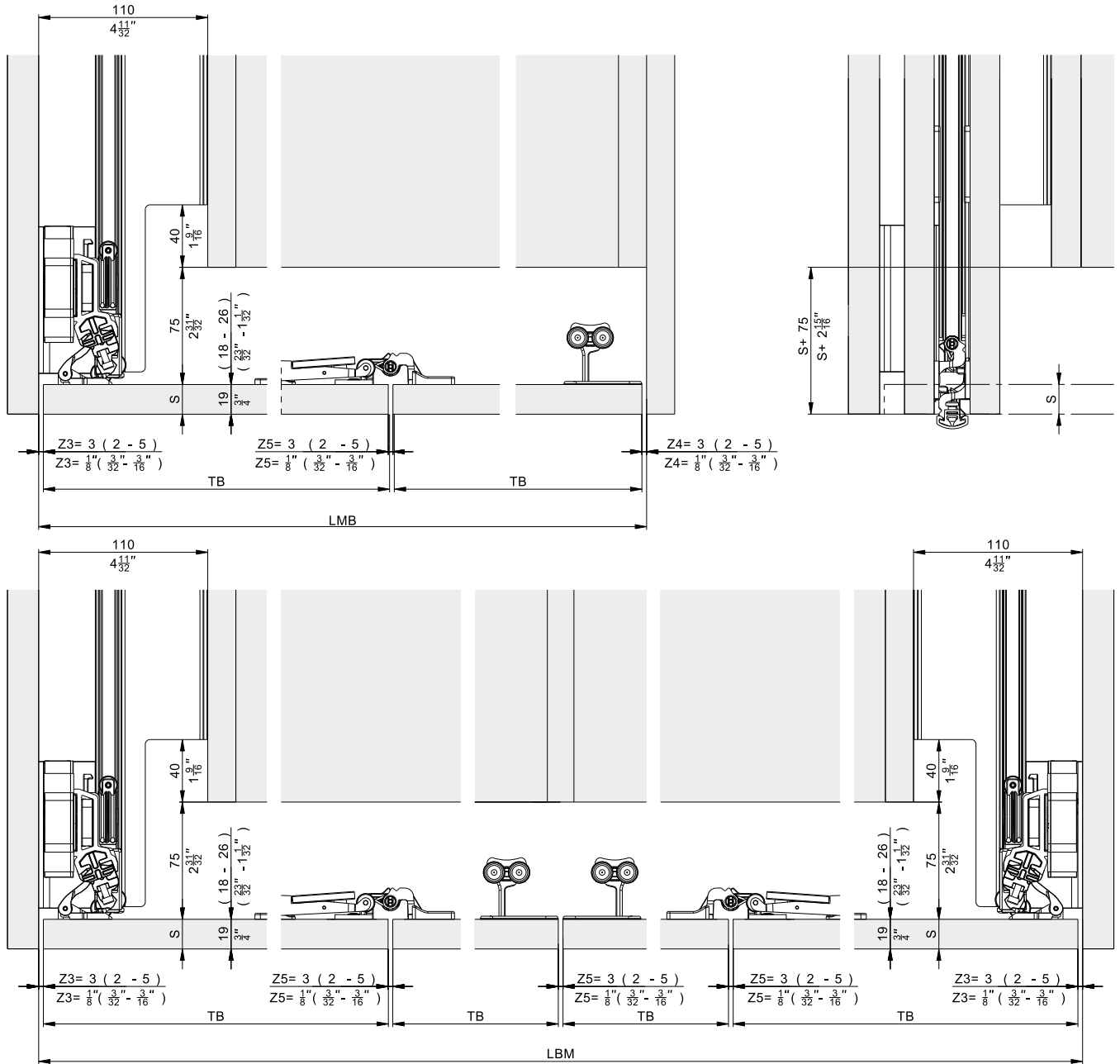
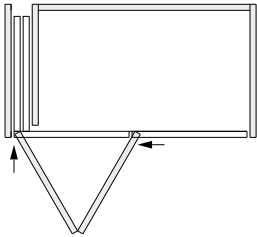


Overlay door without base profile, 2 and 4 doors



Required components

for 2-door cabinets

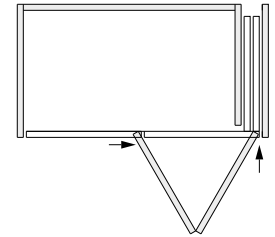


Hawa Folding Concepta III 25 Push, left
Aluminum, anodized

	No.
Hawa Folding Concepta III 25 Push, basic set, door height 1900–2700 mm (6' 2 13/16" to 8' 10 5/16")	31505
Hawa Folding Concepta III 25 Push, slide-in set, left	31510
Hawa Folding Concepta III 20/25, track set 2 doors, left, aluminum, anodized	31514
Hawa Folding Concepta III 25, upright set, door height 1900–2700 mm (6' 2 13/16" to 8' 10 5/16"), aluminum, anodized	31520

Aluminum, black anodized

	No.
Hawa Folding Concepta III 25 Push, basic set, door height 1900–2700 mm (6' 2 13/16" to 8' 10 5/16")	31505
Hawa Folding Concepta III 25 Push, slide-in set, left	31510
Hawa Folding Concepta III 20/25, track set 2 doors, left, aluminum, black anodized	31521
Hawa Folding Concepta III 25, upright set, door height 1900–2700 mm (6' 2 13/16" to 8' 10 5/16"), aluminum, black anodized	31527



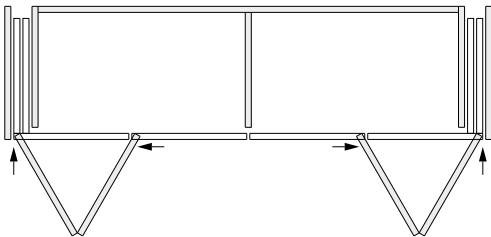
Hawa Folding Concepta III 25 Push, right
Aluminum, anodized

	No.
Hawa Folding Concepta III 25 Push, basic set, door height 1900–2700 mm (6' 2 13/16" to 8' 10 5/16")	31505
Hawa Folding Concepta III 25 Push, slide-in set, right	31511
Hawa Folding Concepta III 20/25, track set 2 doors, right, aluminum, anodized	31515
Hawa Folding Concepta III 25, upright set, door height 1900–2700 mm (6' 2 13/16" to 8' 10 5/16"), aluminum, anodized	31520

Aluminum, black anodized

	No.
Hawa Folding Concepta III 25 Push, basic set, door height 1900–2700 mm (6' 2 13/16" to 8' 10 5/16")	31505
Hawa Folding Concepta III 25 Push, slide-in set, right	31511
Hawa Folding Concepta III 20/25, track set 2 doors, right, aluminum, black anodized	31522
Hawa Folding Concepta III 25, upright set, door height 1900–2700 mm (6' 2 13/16" to 8' 10 5/16"), aluminum, black anodized	31527

for 4-door cabinets



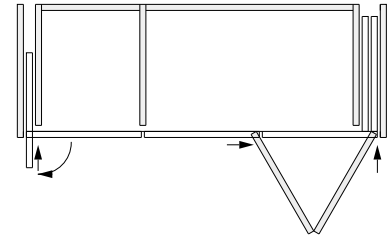
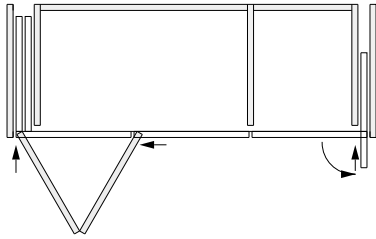
Hawa Folding Concepta III 25 Push, left/right
Aluminum, anodized

	Pcs.	No.
Hawa Folding Concepta III 25 Push, basic set, door height 1900–2700 mm (6' 2 13/16" to 8' 10 5/16")	2	31505
Hawa Folding Concepta III 25 Push, slide-in set, left	1	31510
Hawa Folding Concepta III 25 Push, slide-in set, right	1	31511
Hawa Folding Concepta III 20/25, track set 4 doors, aluminum, anodized	1	31518
Hawa Folding Concepta III 25, upright set, door height 1900–2700 mm (6' 2 13/16" to 8' 10 5/16"), aluminum, anodized	2	31520

Aluminum, black anodized

	Pcs.	No.
Hawa Folding Concepta III 25 Push, basic set, door height 1900–2700 mm (6' 2 13/16" to 8' 10 5/16")	2	31505
Hawa Folding Concepta III 25 Push, slide-in set, left	1	31510
Hawa Folding Concepta III 25 Push, slide-in set, right	1	31511
Hawa Folding Concepta III 20/25, track set 4 doors, aluminum, black anodized	1	31525
Hawa Folding Concepta III 25, upright set, door height 1900–2700 mm (6' 2 13/16" to 8' 10 5/16"), aluminum, black anodized	2	31527

for 3-door cabinets



**Hawa Folding Concepta III 25 Push, left with
Hawa Concepta III 35 Push, right
Aluminum, anodized**

**Hawa Folding Concepta III 25 Push, right with
Hawa Concepta III 35 Push, left
Aluminum, anodized**

	No.
Hawa Folding Concepta III 25 Push, basic set, door height 1900–2700 mm (6' 2 13/16" to 8' 10 5/16")	31505
Hawa Folding Concepta III 25 Push, slide-in set, left	31510
Hawa Folding Concepta III 20/25, track set 3 doors, left, aluminum, anodized	31516
Hawa Folding Concepta III 25, upright set, door height 1900–2700 mm (6' 2 13/16" to 8' 10 5/16"), aluminum, anodized	31520
Hawa Concepta III 35 Push/Pull, basic set right, door height 1900–2700 mm (6' 2 13/16" to 8' 10 5/16")	30997
Hawa Concepta III 25/35 Push, slide-in set, right	30999
Upright profile, for door height 1900–2700 mm (6' 2 13/16" to 8' 10 5/16"), aluminum, anodized, L= 2474 mm (8' 1 13/32")	30771
Connector set 55 mm (2 5/32"), for exterior connection to cabinet	31005

	No.
Hawa Folding Concepta III 25 Push, basic set, door height 1900–2700 mm (6' 2 13/16" to 8' 10 5/16")	31505
Hawa Folding Concepta III 25 Push, slide-in set, right	31511
Hawa Folding Concepta III 20/25, track set 3 doors, right, aluminum, anodized	31517
Hawa Folding Concepta III 25, upright set, door height 1900–2700 mm (6' 2 13/16" to 8' 10 5/16"), aluminum, anodized	31520
Hawa Concepta III 35 Push/Pull, basic set left, door height 1900–2700 mm (6' 2 13/16" to 8' 10 5/16")	30996
Hawa Concepta III 25/35 Push, slide-in set, left	30998
Upright profile, for door height 1900–2700 mm (6' 2 13/16" to 8' 10 5/16"), aluminum, anodized, L= 2474 mm (8' 1 13/32")	30771
Connector set 55 mm (2 5/32"), for exterior connection to cabinet	31005

Aluminum, black anodized

Aluminum, black anodized

	No.
Hawa Folding Concepta III 25 Push, basic set, door height 1900–2700 mm (6' 2 13/16" to 8' 10 5/16")	31505
Hawa Folding Concepta III 25 Push, slide-in set, left	31510
Hawa Folding Concepta III 20/25, track set 3 doors, left, aluminum, black anodized	31523
Hawa Folding Concepta III 25, upright set, door height 1900–2700 mm (6' 2 13/16" to 8' 10 5/16"), aluminum, black anodized	31527
Hawa Concepta III 35 Push/Pull, basic set right, door height 1900–2700 mm (6' 2 13/16" to 8' 10 5/16")	30997
Hawa Concepta III 25/35 Push, slide-in set, right	30999
Upright profile, for door height 1900–2700 mm (6' 2 13/16" to 8' 10 5/16"), aluminum, anodized, L= 2474 mm (8' 1 13/32")	30771
Connector set 55 mm (2 5/32"), for exterior connection to cabinet	31005

	No.
Hawa Folding Concepta III 25 Push, basic set, door height 1900–2700 mm (6' 2 13/16" to 8' 10 5/16")	31505
Hawa Folding Concepta III 25 Push, slide-in set, right	31511
Hawa Folding Concepta III 20/25, track set 3 doors, right, aluminum, black anodized	31524
Hawa Folding Concepta III 25, upright set, door height 1900–2700 mm (6' 2 13/16" to 8' 10 5/16"), aluminum, black anodized	31527
Hawa Concepta III 35 Push/Pull, basic set left, door height 1900–2700 mm (6' 2 13/16" to 8' 10 5/16")	30996
Hawa Concepta III 25/35 Push, slide-in set, left	30998
Upright profile, for door height 1900–2700 mm (6' 2 13/16" to 8' 10 5/16"), aluminum, anodized, L= 2474 mm (8' 1 13/32")	30771
Connector set 55 mm (2 5/32"), for exterior connection to cabinet	31005








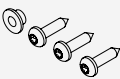

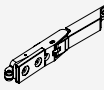




Hawa Configurator

List of individual parts, which are included in the sets

Set for 1 folding/slide-in door up to 25 kg (55 lbs.)

	No.
Hawa Folding Concepta III 25 Push, basic set, door height 1900–2700 mm (6'2 13/16" to 8'10 5/16")	31505






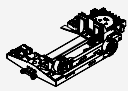
Set consisting of:

		31505	No.
	Slot nuts for hinge attachment, plastic, black	4	30686
	Mounting plate for hinge with height adjustment, steel, nickel-plated	1	30738
	Concealed hinge, without soft closing mechanism and closing spring, steel, nickel plated	4	31435
	Center concealed hinge, spring loaded, steel, matt nickel-plated	4	30794
	Screw for concealed hinges and center concealed hinges, 4x16 mm (5/32"x5/8"), set of 26 pieces	1	31533
	Folding running gear, nickel-plated	1	31313
	Folding running gear hinge	1	31314
	Screw set for Push-to-open and folding door soft closing mechanism	1	31531
	Folding door soft closing mechanism	1	31064
	Push-to-open for folding door	1	31332
	Counterplate for Push-to-open folding door, plastic, black	1	31036
	Set of adjusting tools	1	31047
	Countersunk head screw, 4.5x16 mm (3/16"x5/8"), steel, zinc-plated, set of 28 pieces	1	31529
	Screw set for double running track and Connector attachment at the bottom	1	31530

Suitable slide-in set

	No.
Hawa Folding Concepta III 25 Push, slide-in set, left	31510
Hawa Folding Concepta III 25 Push, slide-in set, right	31511

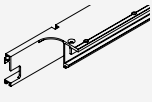
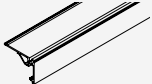
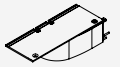

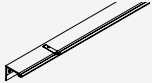





Set consisting of:

		31510	31511	No.
	Slide-in unit Hawa Folding Concepta III 25 Push, left	1		31002
	End stop bracket for Push ejector, steel, zinc-plated	1	1	31072
	Push ejector, plastic, black	1	1	31010
	Slide-in securing mechanism, plastic, black	1	1	30966
	Adhesive plate for Push-to-open folding door, with double-sided adhesive tape, silver-gray and black	1	1	52118
	Slide-in unit Hawa Folding Concepta III 25 Push, right		1	31003

Suitable 2-door and 4-door track sets, aluminum, anodized



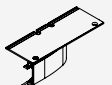

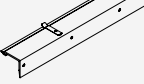
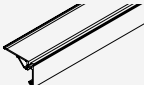
	No.
Hawa Folding Concepta III 20/25, track set 2 doors, left, aluminum, anodized	31514
Hawa Folding Concepta III 20/25, track set 2 doors, right, aluminum, anodized	31515
Hawa Folding Concepta III 20/25, track set 4 doors, aluminum, anodized	31518

Set consisting of:

	31514	31515	31518	No.
 Double running track top left, aluminum, anodized, L= 820 mm (2' 8 9/32")	1		1	31339
 Running track front, aluminum, anodized, L= 1272 mm (4' 2 3/32")	1	1		31210
 Running track curve, left, aluminum, anodized	1		1	31365
 Bottom guide track left, aluminum, anodized, L= 820 mm (2' 8 9/32")	1		1	31336
 Connector, top left L= 788 mm (2' 7 1/32")	1		1	31370
 Connecting profile for Connector, top, aluminum, L= 660 mm (2' 1 31/32")	1	1	2	30977
 Connector clips, bottom, plastic, black, L= 94 mm (3 11/16")	3	3	6	31086
 Connector part for running track curve, steel, zinc-plated	1	1	2	31543
 Double running track support, plastic, black	1	1	2	31359
 Running track adapter, plastic, anthracite, set of 4 pieces	1	1	2	23645




Continued table on next column

Table continued from previous column

 Countersunk head screw for running track adapter, 4.5x16 mm (3/16"x5/8"), set of 16 pieces	1	1	2	31585
 Double running track top right, aluminum, anodized, L= 820 mm (2' 8 9/32")		1	1	31340
 Running track curve, right, aluminum, anodized		1	1	31366
 Bottom guide track right, aluminum, anodized, L= 820 mm (2' 8 9/32")		1	1	31337
 Connector, top right L= 788 mm (2' 7 1/32")		1	1	31371
 Running track front, aluminum, anodized, L= 2539 mm (8' 3 31/32")			1	31343

Upright set, aluminum, anodized

	No.
Hawa Folding Concepta III 25, upright set, door height 1900–2700 mm (6' 2 13/16" to 8' 10 5/16"), aluminum, anodized	31520

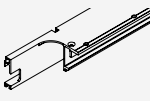
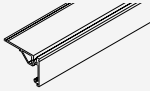
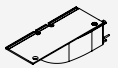
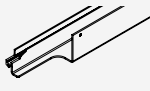
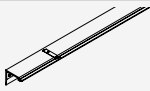







	31520	No.
 Upright profile, for door height 1900–2700 mm (6' 2 13/16" to 8' 10 5/16"), aluminum, anodized, L= 2474 mm (8' 1 13/32")	1	30771
 Cover panel for door joint, for door height 1900–2700 mm (6' 2 13/16" to 8' 10 5/16"), aluminum, anodized, L= 2700 mm (8' 10 5/16")	1	31232
 Retaining clip for cover panel 2700 mm (8' 10 5/16"), plastic, black, set of 8 pieces	1	31503

Set consisting of:

Suitable 3-door track sets, aluminum, anodized


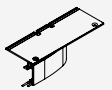

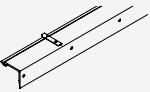
	No.
Hawa Folding Concepta III 20/25, track set 3 doors, left, aluminum, anodized	31516
Hawa Folding Concepta III 20/25, track set 3 doors, right, aluminum, anodized	31517

Set consisting of:

	31516	31517	No.
 Double running track top left, aluminum, anodized, L= 820 mm (2' 8 9/32")	1		31339
 Running track front, aluminum, anodized, L= 1954 mm (6' 4 15/16")	1	1	31341
 Running track curve, left, aluminum, anodized	1		31365
 Bottom guide track left, aluminum, anodized, L= 820 mm (2' 8 9/32")	1		31336
 Connector, top left L= 788 mm (2' 7 1/32")	1		31370
 Connecting profile for Connector, top, aluminum, L= 660 mm (2' 1 31/32")	1	1	30977
 Connector clips, bottom, plastic, black, L= 94 mm (3 11/16")	3	3	31086
 Connector part for running track curve, steel, zinc-plated	1	1	31543
 Double running track support, plastic, black	1	1	31359
 Running track adapter, plastic, anthracite, set of 6 pieces	1	1	24870
 Stop set 3 doors Push/Pull	1	1	31538
 Countersunk head screw for running track adapter, 4.5x16 mm (3/16"x5/8"), set of 24 pieces	1	1	31587

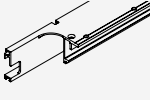
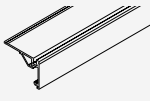
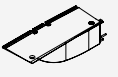
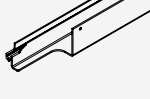






Continued table on next column

Table continued from previous column

 Double running track top right, aluminum, anodized, L= 820 mm (2' 8 9/32")	1	31340
 Running track curve, right, aluminum, anodized	1	31366
 Bottom guide track right, aluminum, anodized, L= 820 mm (2' 8 9/32")	1	31337
 Connector, top right L= 788 mm (2' 7 1/32")	1	31371





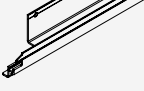
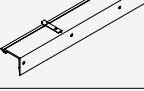
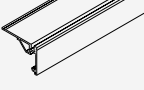
Suitable 2-door and 4-door track sets, aluminum, black anodized

	No.
Hawa Folding Concepta III 20/25, track set 2 doors, left, aluminum, black anodized	31521
Hawa Folding Concepta III 20/25, track set 2 doors, right, aluminum, black anodized	31522
Hawa Folding Concepta III 20/25, track set 4 doors, aluminum, black anodized	31525

Set consisting of:		31521	31522	31525	No.
	Double running track top left, aluminum, anodized, L= 820 mm (2' 8 9/32")	1	1		31339
	Running track front, aluminum, black anodized, L= 1272 mm (4' 2 3/32")	1	1		31211
	Running track curve, left, aluminum, black anodized	1		1	31367
	Bottom guide track left, aluminum, anodized, L= 820 mm (2' 8 9/32")	1		1	31336
	Connector, top left L= 788 mm (2' 7 1/32")	1		1	31370
	Connecting profile for Connector, top, aluminum, L= 660 mm (2' 1 31/32")	1	1	2	30977
	Connector clips, bottom, plastic, black, L= 94 mm (3 11/16")	3	3	6	31086
	Connector part for running track curve, steel, zinc-plated	1	1	2	31543
	Double running track support, plastic, black	1	1	2	31359
	Running track adapter, plastic, anthracite, set of 4 pieces	1	1	2	23645




Continued table on next column

Table continued from previous column

	Countersunk head screw for running track adapter, 4.5x16 mm (3/16"x5/8"), set of 16 pieces	1	1	2	31585
	Cover-up pen for cut edge, black	1	1	1	52117
	Double running track top right, aluminum, anodized, L= 820 mm (2' 8 9/32")		1	1	31340
	Running track curve, right, aluminum, black anodized		1	1	31368
	Bottom guide track right, aluminum, anodized, L= 820 mm (2' 8 9/32")		1	1	31337
	Connector, top right L= 788 mm (2' 7 1/32")		1	1	31371
	Running track front, aluminum, black anodized, L= 2539 mm (8' 3 31/32")			1	31344

Upright set, aluminum, black anodized

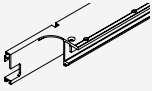
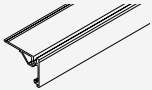

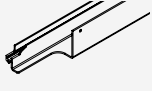
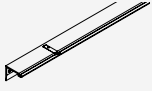







	No.
Hawa Folding Concepta III 25, upright set, door height 1900–2700 mm (6' 2 13/16" to 8' 10 5/16"), aluminum, black anodized	31527

Set consisting of:		31527	No.
	Upright profile, for door height 1900–2700 mm (6' 2 13/16" to 8' 10 5/16"), aluminum, anodized, L= 2474 mm (8' 1 13/32")	1	30771
	Cover panel for door joint, for door height 1900–2700 mm (6' 2 13/16" to 8' 10 5/16"), aluminum, black anodized, L= 2700 mm (8' 10 5/16")	1	31233
	Retaining clip for cover panel 2700 mm (8' 10 5/16"), plastic, black, set of 8 pieces	1	31503

Suitable 3-door track sets, aluminum, black anodized


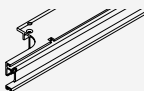
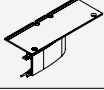
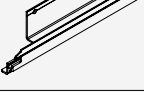
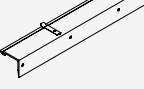
	No.
Hawa Folding Concepta III 20/25, track set 3 doors, left, aluminum, black anodized	31523
Hawa Folding Concepta III 20/25, track set 3 doors, right, aluminum, black anodized	31524

Set consisting of:


		31523	31524	No.
	Double running track top left, aluminum, anodized, L= 820 mm (2' 8 9/32")	1		31339
	Running track front, aluminum, black anodized, L= 1954 mm (6' 4 15/16")	1	1	31342
	Running track curve, left, aluminum, black anodized	1		31367
	Bottom guide track left, aluminum, anodized, L= 820 mm (2' 8 9/32")	1		31336
	Connector, top left L= 788 mm (2' 7 1/32")	1		31370
	Connecting profile for Connector, top, aluminum, L= 660 mm (2' 1 31/32")	1	1	30977
	Connector clips, bottom, plastic, black, L= 94 mm (3 11/16")	3	3	31086
	Connector part for running track curve, steel, zinc-plated	1	1	31543
	Double running track support, plastic, black	1	1	31359
	Running track adapter, plastic, anthracite, set of 6 pieces	1	1	24870
	Stop set 3 doors Push/Pull	1	1	31538
	Countersunk head screw for running track adapter, 4.5x16 mm (3/16"x5/8"), set of 24 pieces	1	1	31587

Continued table on next column

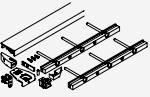
Table continued from previous column

	Cover-up pen for cut edge, black	1	1	52117
	Double running track top right, aluminum, anodized, L= 820 mm (2' 8 9/32")		1	31340
	Running track curve, right, aluminum, black anodized		1	31368
	Bottom guide track right, aluminum, anodized, L= 820 mm (2' 8 9/32")		1	31337
	Connector, top right, L= 788 mm (2' 7 1/32")		1	31371

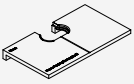

Reinforcement profiles

	No.	
	Reinforcement profile for running track front, 2765 mm (9' 27/32"), 4 doors, aluminum, anodized	52109
	Reinforcement profile for running track front, 2085 mm (6' 10 3/32"), 3 doors, aluminum, anodized	52110

Base profiles

	No.	
	Base profile set, 2 doors, aluminum, anodized	52089
	Base profile set, 3 doors, aluminum, anodized	52090
	Base profile set, 4 doors, aluminum, anodized	52091
	Base profile set, 2 doors, aluminum, black anodized	52092
	Base profile set, 3 doors, aluminum, black anodized	52093
	Base profile set, 4 doors, aluminum, black anodized	52094

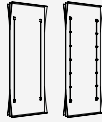
Accessories

	No.	
	Routing jig for folding hinge	52121
	Magnetic centering part, with including drilling jig, aluminum, anodized	24006

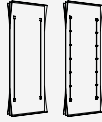
Straightening fitting

→ Details under Accessories from page 323

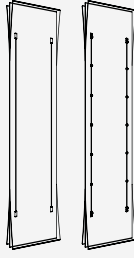
Aluminum, untreated

	No.	
	Straightening fitting for doors 2040–2600 mm (6' 8 5/16" to 8' 6 3/8"), aluminum	056.3192.072
	Straightening fitting for doors 1715–2275 mm (3' 11 27/32" to 5' 9 7/8"), aluminum	056.3192.079

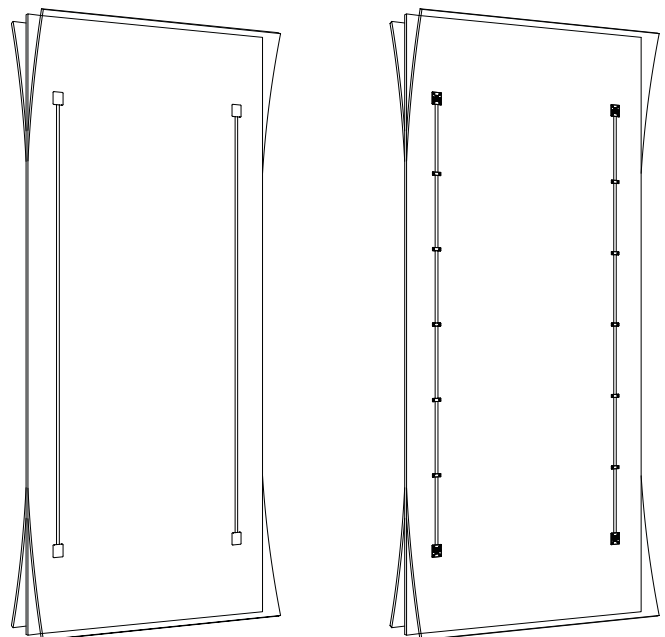
Aluminum, anodized

	No.	
	Straightening fitting for doors 2240–2850 mm (7' 4 3/16" to 9' 4 7/32"), aluminum, anodized	056.3192.071
	Straightening fitting for doors 2040–2600 mm (6' 8 5/16" to 8' 6 3/8"), aluminum, anodized	056.3192.082

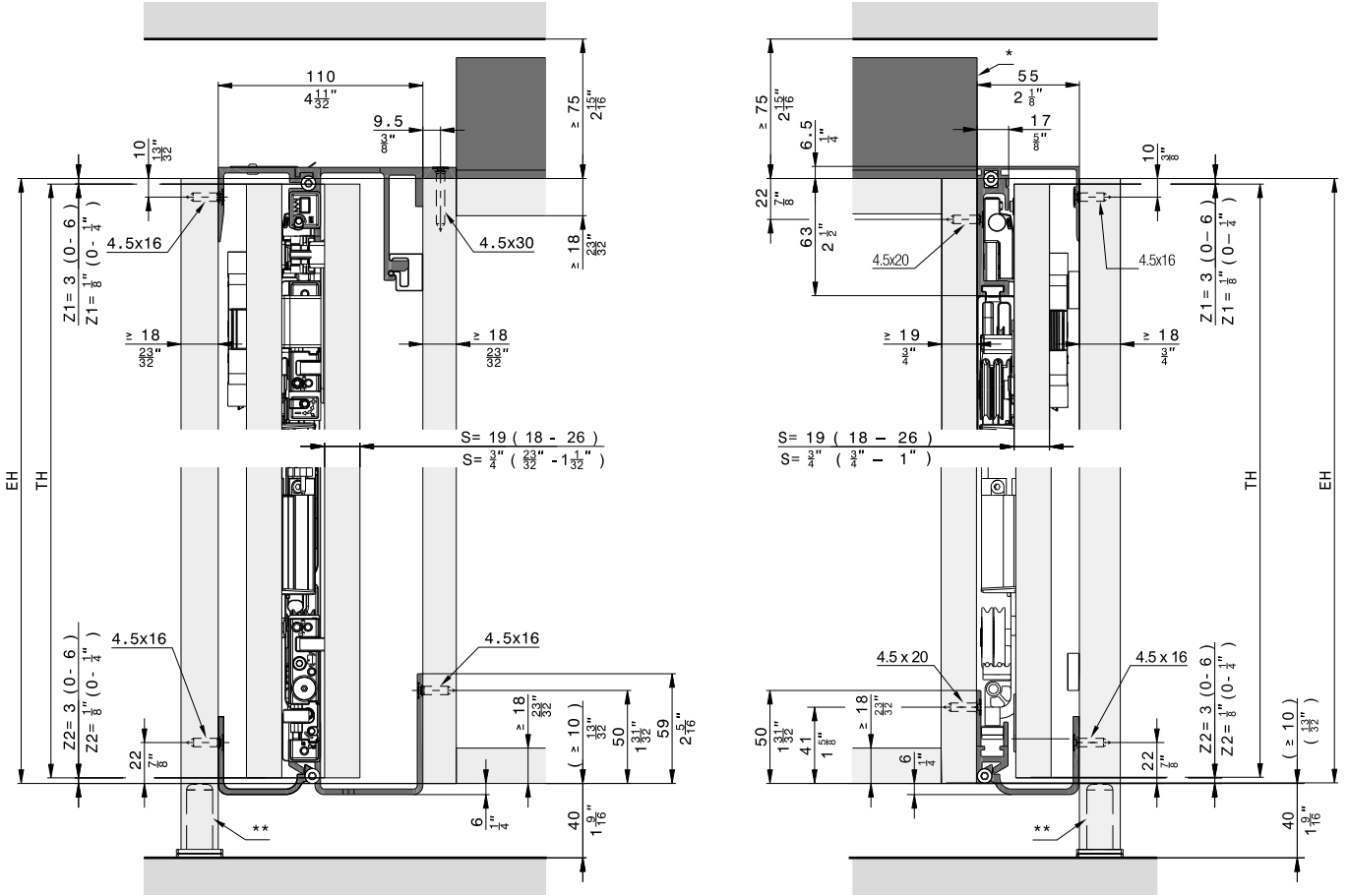
Aluminum, black anodized

	No.	
	Straightening fitting for doors 2240–2850 mm (7' 4 3/16" to 9' 4 7/32"), aluminum, black anodized	056.3192.074
	Straightening fitting for doors 2040–2600 mm (6' 8 5/16" to 8' 6 3/8"), aluminum, black anodized	056.3192.075
	Straightening fitting for doors 1715–2275 mm (5' 7 15/32" to 7' 5 9/16"), aluminum, black anodized	056.3192.081

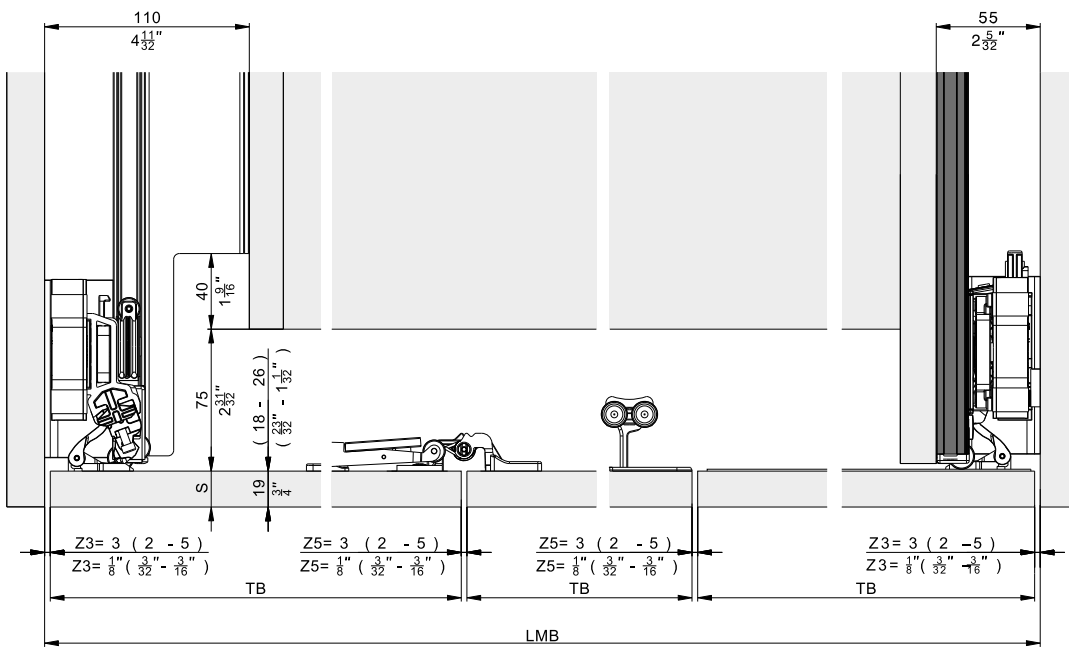
Straightening fitting



Overlay door without base profile, 3 doors

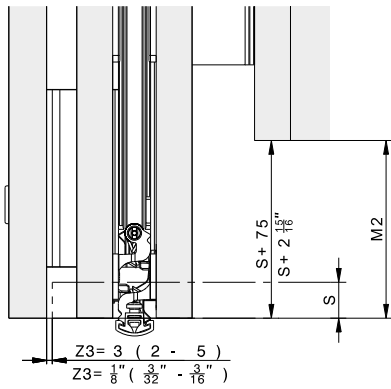


- * Reinforcement profile for 3-door and 4-door systems without separating walls
- ** Recommendation: Use adjustable foot

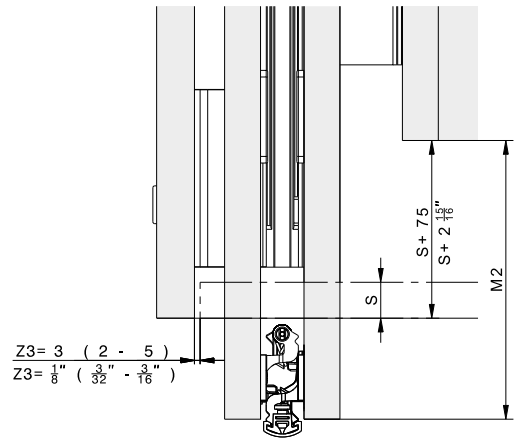


Hardware depth calculation

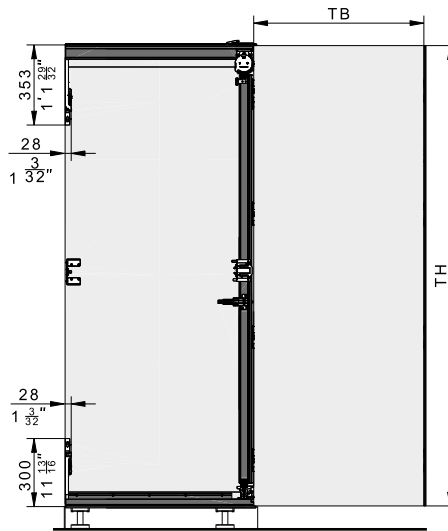
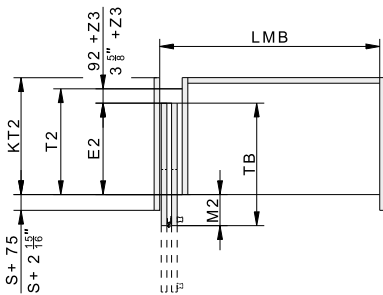
Flush door



Protruding door



	mm	Inch
T2	TB + 92 + Z3 - M2	TB + 3 5/8" + Z3 - M2
E2	TB - M2	TB - M2
KT2	≥ T2	≥ T2
M2	≥ S + 75 ≤ TB - 390	≥ S + 2 15/16" ≤ TB - 1' 3 11/32"



- S = Door thickness
- Z = Gap size
- E2 = Slide-in depth
- T2 = Hardware depth
- TB = Door width
- TH = Door height
- KT2 = Cabinet depth
- LMB = Inside clearance
- M2 = Door projection over cabinet

Accessories

– Straightening fitting from page 323

Planning/execution

Configure with just a few clicks at www.hawa.com/configurator

Further information about the product can be found on www.hawa.com.