

Hawa Concepta III

Redesign of the pivot/slide-in doors

January 2024







Simplicity is the word as far as
the Hawa Concepta III family
with its completely re-developed technology
is concerned.

**The Hawa Concepta III systems display
their full quality in the kitchen.**



The advantages of pivot/slide-in doors

Flowing transitions make rooms more flexible than ever before

-
-  **Flexibility:** **Variable door dimensions:** half-height to floor-to-ceiling solutions possible, including walk-on solutions.
 -  **Productivity:** **Efficient planning** with Hawa Concepta III configuration tool
Easy installation thanks to high degree of pre-assembly
Intuitive adjustment with easily accessible adjustment points
 -  **Comfort:** **Ergonomic movement support** for even, smooth movement
Opening and closing with very little effort – one hand is enough
 -  **Aesthetics:** Uniform, flush front design with even gap pattern Invisible technology

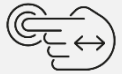



Storage surfaces can be closed in the blink of an eye if required.

Hawa Concepta III


Technical features at a glance

Operation: Push and Pull



Hawa Concepta III Push
for handle-less cabinet fronts

“... retrieve doors from the pocket by tapping.”



Hawa Concepta III Pull
recommended for cabinet fronts with a handle

“... specific use of handles as a design element.”

Dimensions and weight



Door weight min. 6 kg
Door weight max. 35 kg



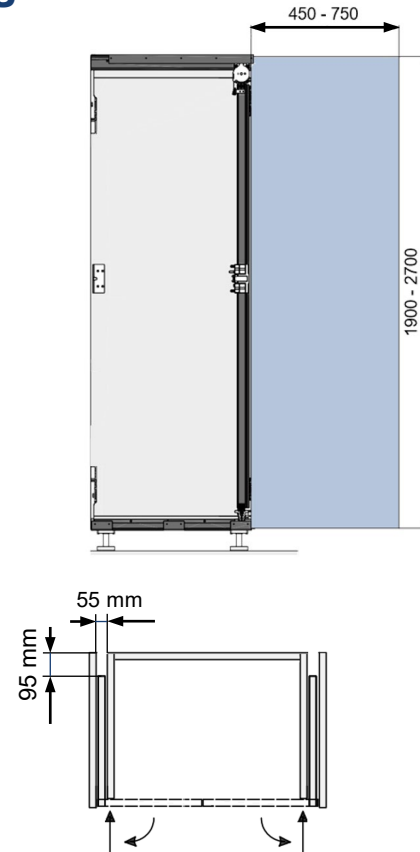
Door width 440–750mm



Door height 1200–2700 mm



Door thickness 18–26 mm



Distribution



Available from the specialist hardware dealer



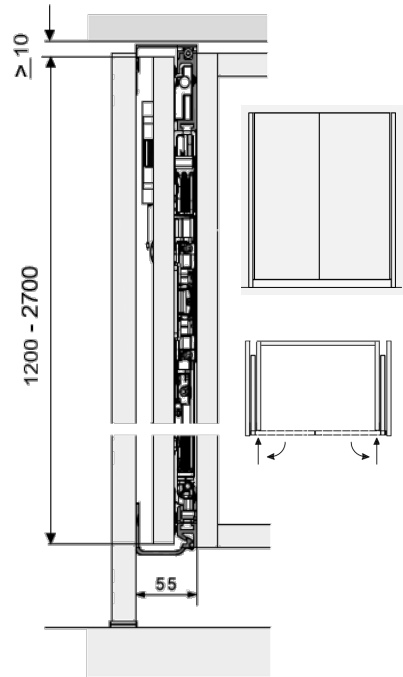
Hawa Sliding Solutions sales partner list:

[Direct link to www.hawa.com](http://www.hawa.com)

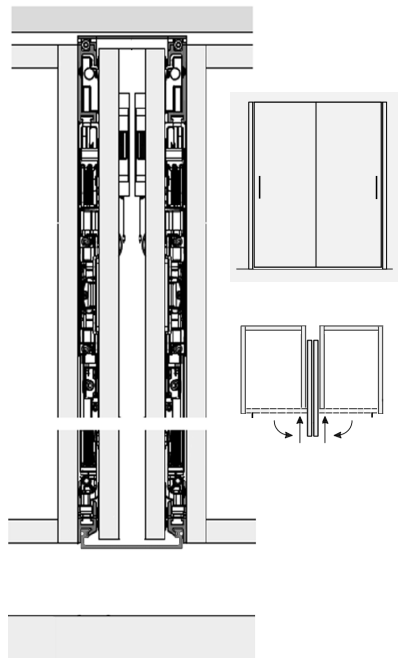
Hawa Concepta III

Diversity: Customized for every room concept

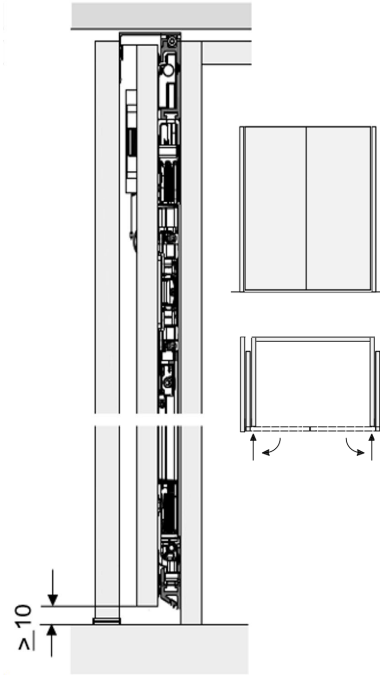
Overlay door



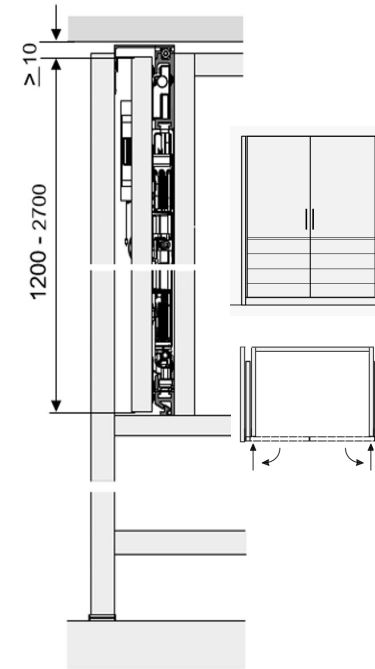
Two overlay doors, in one pocket



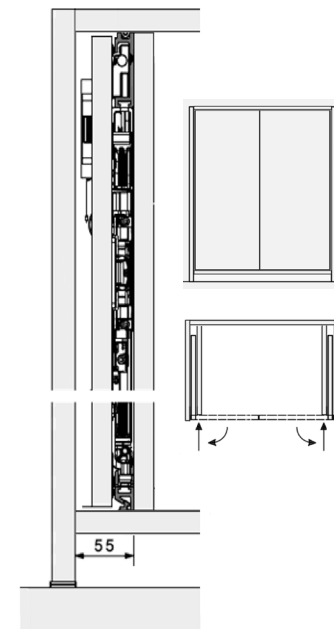
Overlay door, floor-to-ceiling



Overlay door, composed cabinet




Inlaid door



Hawa Concepta III

Productivity: Easy planning, quick installation, prompt adjustment

Planning with the Hawa configuration tool



New, improved configuration tool


Planning support

Part list export

CAD as 2D and 3D data


-> www.hawa.com/konfigurator

Quick, intuitive installation



High degree of pre-assembly
and intelligent product range

-> www.products.hawa.com

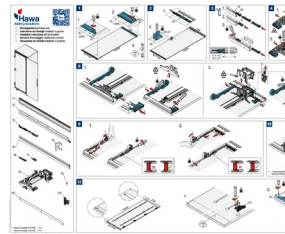


Installation instructions

Adjusting instructions

-> www.hawa.com/concepta3

Illustrated instructions

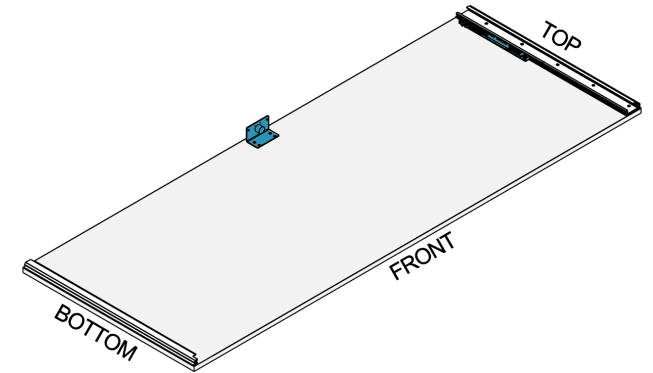


Installation instructions

Adjusting instructions

-> included in set

3 components,
14 screws



Three components are attached
to the side of the furniture with 14
screws.

-> included in set

Hawa Concepta III

Comfort: Intuitive and operated with minimal force



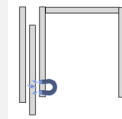
Hawa Concepta III Push
for handle-less cabinet fronts

Highlight Push

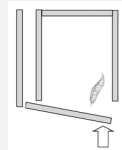
Intuitive operation with **Push-to-open**,
for retrieving the doors from the pocket

Highlights of all systems

Door guide with zero clearance
in the pocket using magnets



Smoothly and quiet closing
of the doors thanks to hinges with
integrated soft closing mechanism



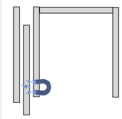
Hawa Concepta III Pull
recommended for cabinet
fronts with a handle

Highlight Pull

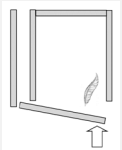
Simple operation with **soft-close mechanism**
when sliding the doors into the pocket

Highlights of all systems

Door guide with zero clearance
in the pocket using magnets



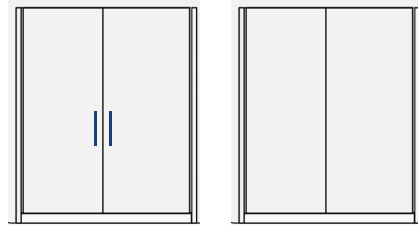
Smoothly and quiet closing
of the doors thanks to hinges with
integrated soft closing mechanism



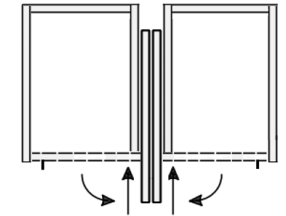
Hawa Concepta III

Aesthetics: Wide range of design options

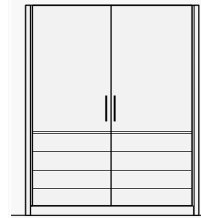
Fronts with and without handle



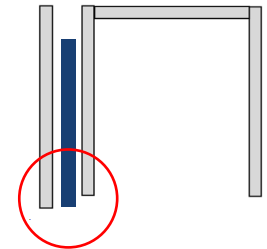
Two doors in one pocket



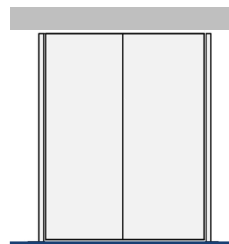
Composed cabinets



Doors can be slid into the pocket flush

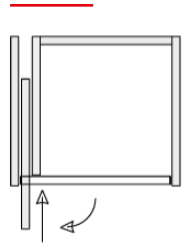


Floor-to-ceiling solutions



Product range

Components for one cabinet



Hawa Concepta III 25 Push, left

	No.
Hawa Concepta III 25, basic set left, door height 1200–2200 mm (3' 11 1/4" to 7' 2 5/8")	30994
Hawa Concepta III 25/35, Push slide-in set, left	30998
Upright profile L= 1974 mm (6' 5 23/32"), for door height 1200–2200 mm (3' 11 1/4" to 7' 2 5/8"), aluminum, anodized	30778

Hawa Concepta III 35 Push, left

	No.
Hawa Concepta III 35, basic set left, door height 1900–2700 mm (6' 2 13/16" to 8' 10 5/16")	30996
Hawa Concepta III 25/35, Push slide-in set, left	30998
Upright profile L= 2474 mm (8' 1 13/32"), for door height 1900–2700 mm (6' 2 13/16" to 8' 10 5/16"), aluminum, anodized	30771

Hawa Concepta III 25 Pull, left

	No.
Hawa Concepta III 25, basic set left, door height 1200–2200 mm (3' 11 1/4" to 7' 2 5/8")	30994
Hawa Concepta III 25/35, Pull slide-in set, left	31000
Upright profile L= 1974 mm (6' 5 23/32"), for door height 1200–2200 mm (3' 11 1/4" to 7' 2 5/8"), aluminum, anodized	30778

Hawa Concepta III 35 Pull, left

	No.
Hawa Concepta III 35, basic set left, door height 1900–2700 mm (6' 2 13/16" to 8' 10 5/16")	30996
Hawa Concepta III 25/35, Pull slide-in set, left	31000
Upright profile L= 2474 mm (8' 1 13/32"), for door height 1900–2700 mm (6' 2 13/16" to 8' 10 5/16"), aluminum, anodized	30771

Hawa Concepta III 25 Push, right

	No.
Hawa Concepta III 25, basic set right, door height 1200–2200 mm (3' 11 1/4" to 7' 2 5/8")	30995
Hawa Concepta III 25/35, Push slide-in set, right	30999
Upright profile L= 1974 mm (6' 5 23/32"), for door height 1200–2200 mm (3' 11 1/4" to 7' 2 5/8"), aluminum, anodized	30778

Hawa Concepta III 35 Push, right

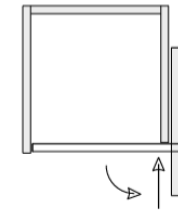
	No.
Hawa Concepta III 35, basic set right, door height 1900–2700 mm (6' 2 13/16" to 8' 10 5/16")	30997
Hawa Concepta III 25/35, Push slide-in set, right	30999
Upright profile L= 2474 mm (8' 1 13/32"), for door height 1900–2700 mm (6' 2 13/16" to 8' 10 5/16"), aluminum, anodized	30771

Hawa Concepta III 25 Pull, right

	No.
Hawa Concepta III 25, basic set right, door height 1200–2200 mm (3' 11 1/4" to 7' 2 5/8")	30995
Hawa Concepta III 25/35, Pull slide-in set, right	31001
Upright profile L= 1974 mm (6' 5 23/32"), for door height 1200–2200 mm (3' 11 1/4" to 7' 2 5/8"), aluminum, anodized	30778

Hawa Concepta III 35 Pull, right





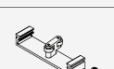
	No.
Hawa Concepta III 35, basic set right, door height 1900–2700 mm (6' 2 13/16" to 8' 10 5/16")	30997
Hawa Concepta III 25/35, Pull slide-in set, right	31001
Upright profile L= 2474 mm (8' 1 13/32"), for door height 1900–2700 mm (6' 2 13/16" to 8' 10 5/16"), aluminum, anodized	30771




Product range

Accessories


Cabinet connecting parts

		mm (inch)	No.
	Connector set 55 mm (2 5/32"), for exterior connection to cabinet	560 (1' 10 1/16")	31005
	Connector top 55 mm (2 5/32"), for exterior connection to cabinet	560 (1' 10 1/16")	31430
	Connector top 110 mm (4 11/32"), for two pivot/slide-in doors	500 (1' 7 11/16")	31006
	Connector bottom 110 mm (4 11/32"), for two pivot/slide-in doors	500 (1' 7 11/16")	31246
	Connector bottom 110 mm (4 11/32"), for two pivot/slide-in doors (for installation in front of fixed plinth)	26 (1 1/32")	31007

Guides

	No.
	25680

Accessories

	No.
	31020

Aluminum

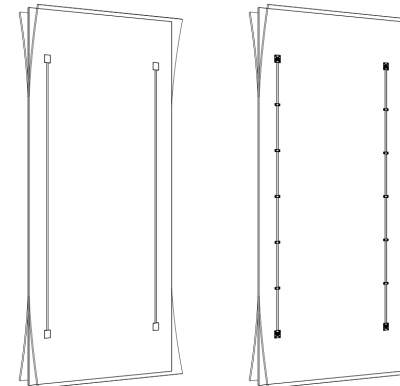
	No.
Straightening fitting for doors up to 2240–2850 mm (7'4 3/16"–9'4 7/32"), aluminum, anodized, can be shortened for doors 1215–2240 mm (3'11 27/32"–7'4 3/16")	056.3192.071
Straightening fitting for doors up to 2040–2600 mm (6'8 5/16"–8'6 3/8"), aluminum, can be shortened for doors 1775–2040 mm (5'9 7/8"–6'8 5/16")	056.3192.072
Straightening fitting for doors up to 1215–1775 mm (3'11 27/32"–5'9 7/8"), aluminum	056.3192.073

Aluminum, black anodized

	No.
Straightening fitting for doors up to 2240–2850 mm (7'4 3/16"–9'4 7/32"), aluminum, anodized, black	056.3192.074
Straightening fitting for doors up to 2040–2600 mm (6'8 5/16"–8'6 3/8"), aluminum, anodized, black, can be shortened for doors 1775–2040 mm (5'9 7/8"–6'8 5/16")	056.3192.075
Straightening fitting for doors up to 1215–1775 mm (3'11 27/32"–5'9 7/8"), aluminum, anodized, black	056.3192.076

New dimensions: Straightening fittings suitable for the Hawa Concepta III door heights

Straightening fitting for doors up to 1715–2275 mm, aluminum, untreated	056.3192.079
Straightening fitting for doors up to 1715–2275 mm, aluminum, untreated	056.3192.080
Straightening fitting for doors up to 1715–2275 mm, aluminum, black anodized, incl. cover caps	056.3192.081
Straightening fitting for doors up to 2040–2600 mm, aluminum, untreated	056.3192.082



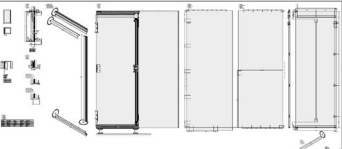

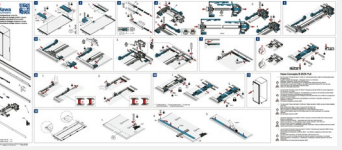
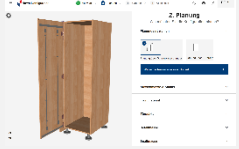

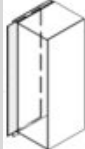


Hawa Concepta (current and new)

Product range

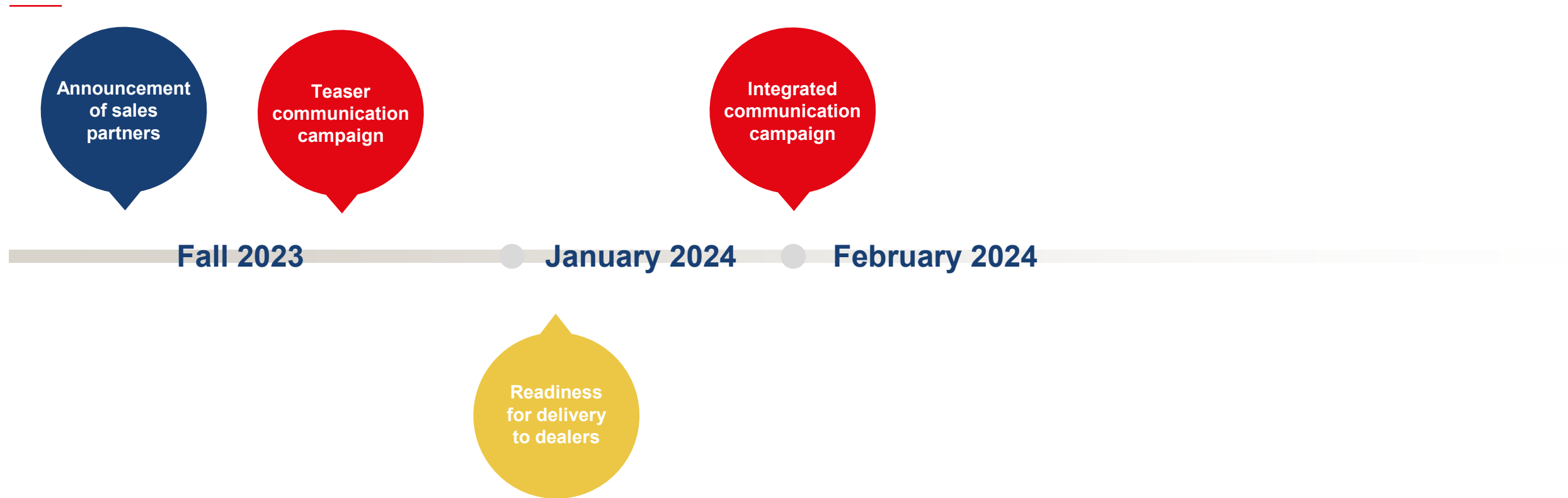
Height	Hawa Concepta (current)			Hawa Concepta III (new)		
			Running track			
2850						Running track
2700			Running track			Running track
2500						1900 – 2700
2300		Guide				1900 – 2700
2200		1850 – 2300	1850 – 2500	2301 – 2850	Running track	Running track
1900					Running track	Running track
1850	Guide					
	1250 – 1850				1200 – 2200	1200 – 2200
1250					Running track	Running track
1200					Push	Pull
Weight	25	30	40/50	25	35	
	Phase Out					

Technical documents and tools online and offline

	Document	Format		Document	Format
	Product information	PDF A4		Installation video Adjustment video Connector video	Stream (YouTube) MP4
	Installation plans	DXF		Adjusting instructions	PDF A3
	Installation instructions	PDF large format		Configuration tool	www.hawa.com/konfigurator
	Installation instructions Connector	PDF A3		3D data (from configuration tool)	STP

Market launch of the Hawa Concepta III

Milestones



www.hawa.com/concepta3